

# PA024VE Series

24W, Wall Mount AC/DC Adaptor


## Package Options



North America Type



European Type



British Type



Australia Type



Interchangeable Type

## Features

- ▶ Rated power: 24W Max
- ▶ Input: 90~264VAC, 47~63Hz
- ▶ High efficiency 88% average from 25% to 100% rated load
- ▶ Low ripple and noise
- ▶ Protected with OCP, OVP, SCP
- ▶ Operating temperature range: -10~+40°C
- ▶ Meet DOE Level VI
- ▶ Standby power consumption less than 0.1W
- ▶ DC out options: USB out, or standard DC cord with DC plugs of any types
- ▶ Plastic case can be custom made to any color with MOQ
- ▶ Meet IEC/EN/ETL62368-1, EN55032, CISPR32, EN55035, FCC Part 15B
- ▶ Designed for general purpose applications
- ▶ 2 year warranty



## Model Numbers

| Model Numbers         | Output Voltage [V] | Output Current [A] Max. | Over Current Protection [A] | Full Load Efficiency [%] Min. | Average Efficiency * [%] Min. | Efficiency Level [DOE] |
|-----------------------|--------------------|-------------------------|-----------------------------|-------------------------------|-------------------------------|------------------------|
| PA024VE-050480E-15A1* | 5.0                | 4.80                    | 5.0 ... 5.5                 | 83.0                          | 85.04                         | VI                     |
| PA024VE-090266_ _ _ * | 9.0                | 2.66                    | 2.8 ... 3.5                 | 84.0                          | 86.20                         | VI                     |
| PA024VE-120200_ _ _ * | 12.0               | 2.00                    | 2.2 ... 3.0                 | 84.0                          | 86.20                         | VI                     |
| PA024VE-240100_ _ _ * | 24.0               | 1.00                    | 1.2 ... 2.0                 | 84.0                          | 86.20                         | VI                     |

\* Only typical models are listed, other models may be available, upon request.

\* Average efficiency tested at 25%, 50%, 75% and 100% rated load, after 30 minutes warm up.

\* Add suffix for AC blade, DC cord length, and DC plug options, for example:

PA024VE - 120200N - 15A1

①

②

③

④

⑤

⑥

1, 2, 3. Series name, Output voltage, and Output current code, refer to "Model Numbers"

4, 5, 6. AC blade, DC cord, and DC Plug option code, refer to "Mechanical Specifications", and "DC Plug Options"

# PA024VE Series

24W, Wall Mount AC/DC Adaptor

## Electrical Specifications

Unless otherwise indicated, specifications are measured at  $T_A=25^{\circ}\text{C}$ , humidity<75%, nominal input voltage and rated output load.

| Parameters  | Condition                       | Min.  | Typ. | Max.    | Unit        | Note |
|---|---------------------------------|---|------|---------|-------------|------|
| Input voltage range   |                                 | 90  | -    | 264     | Vac         |      |
| Nominal input voltage   |                                 | 100   | -    | 240     | Vac         |      |
| Input frequency   |                                 | 47  | -    | 63      | Hz          |      |
| Input current   | 100Vac                          | -   | -    | 0.6     | A           |      |
| Inrush current  | 230Vac, Cold start              | -   | -    | 80      | A           |      |
| Leakage current   | 240Vac, 50Hz                    | -   | -    | 0.25    | mA          |      |
| No load power consumption                                       | 115Vac/230Vac                   | -   | -    | 0.1     | W           |      |
| Output voltage accuracy<br>With line & load regulation included | $I_{OUT}=0A \dots \text{Rated}$ | -   | -    | $\pm 5$ | $\%V_{OUT}$ |      |
| Ripple and noise *  | 20MHz bandwidth                 | -   | 80   | 150     | mVp-p       |      |
| Start up and rise time  | 100Vac, Full load               | Turn-on delay 3sec max, rise time 100mS max   |      |         |             |      |
| Isolation voltage   | Input to output                 | 5mA max, tested at 4242Vdc for 60sec  |      |         |             |      |
| Insulation resistance   | Input to output                 | 10Mohm min, tested at 500Vdc  |      |         |             |      |
| Protections<br>Hiccup mode, automatic recovery                  |                                 | Over current, over voltage, and short circuit protection<br>Over current trigger point refer to "model numbers" |      |         |             |      |

\* Ripple and noise tested with a 10uF electrolytic capacitor and a 0.1uF ceramic capacitor is connected in parallel at the output.

## General Specifications

| Parameters   | Condition  | Min. | Typ. | Max. | Unit               | Note |
|--|--|------|------|------|--------------------|------|
| Operating temperature range                          |  | -10  | -    | 40   | $^{\circ}\text{C}$ |      |
| Operating humidity                                   |  | 10   | -    | 90   | %RH                |      |
| Storage temperature                                  |  | -25  | -    | 85   | $^{\circ}\text{C}$ |      |
| Storage humidity                                     |  | 10   | -    | 95   | %RH                |      |
| Case color   | Default color is Black. MOQ 5,000 ~ 10,000pcs for other color.   |      |      |      |                    |      |
| Vibration  | 10~30Hz, 1.0G, 3.5mm offset, 60minutes along each X, Y, Z  |      |      |      |                    |      |
| Burn-in test   | 100% burn-in test, 4 hours, full load and 35 $^{\circ}\text{C}$ ambient  |      |      |      |                    |      |
| MTBF   | > 50,000 Hours, 25 $^{\circ}\text{C}$ , MIL-HDBK-217F  |      |      |      |                    |      |
| Safety standards                                     | Meet IEC/EN/ETL62368-1   |      |      |      |                    |      |
| EMC standards  | Meet EN55032, CISPR32, EN61000-3-2, 3, EN55035, FCC Part 15B Class B   |      |      |      |                    |      |
| Packing & Weight<br>Lattice packing, default option* | "EU" & "UK" Type: 100pcs/carton 535x420x435mm, 14.0Kg G.W.<br>"UL" & "AU" Type: 100pcs/carton 535x420x435mm, 13.0Kg G.W.<br>Interchangeable Type, Body only: 100pcs/carton 535x420x435mm |      |      |      |                    |      |

\* Packing information are estimated based on standard DC cord and plugs.

\* For other special packing requirement please consult our sales for availability.

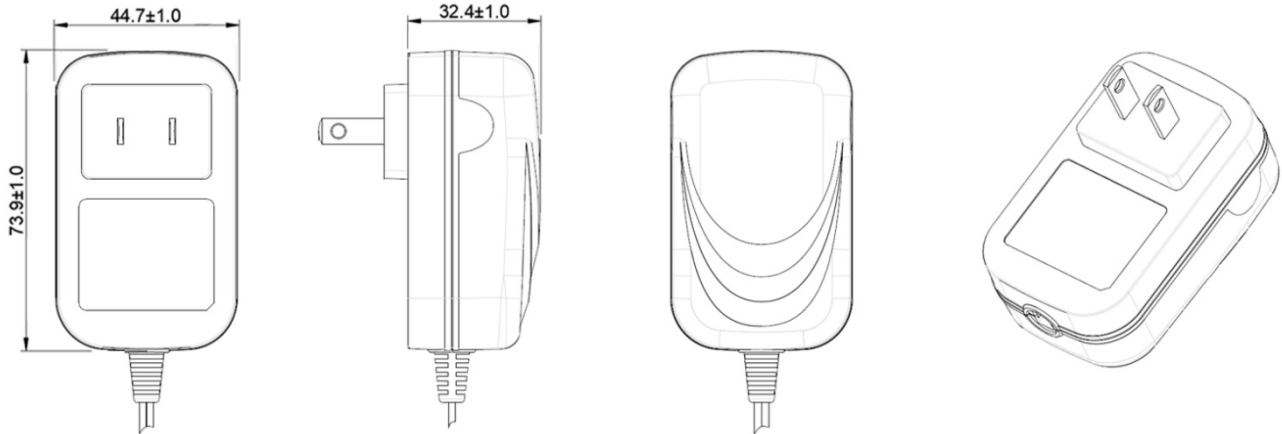
# PA024VE Series

24W, Wall Mount AC/DC Adaptor

## Mechanical Specifications

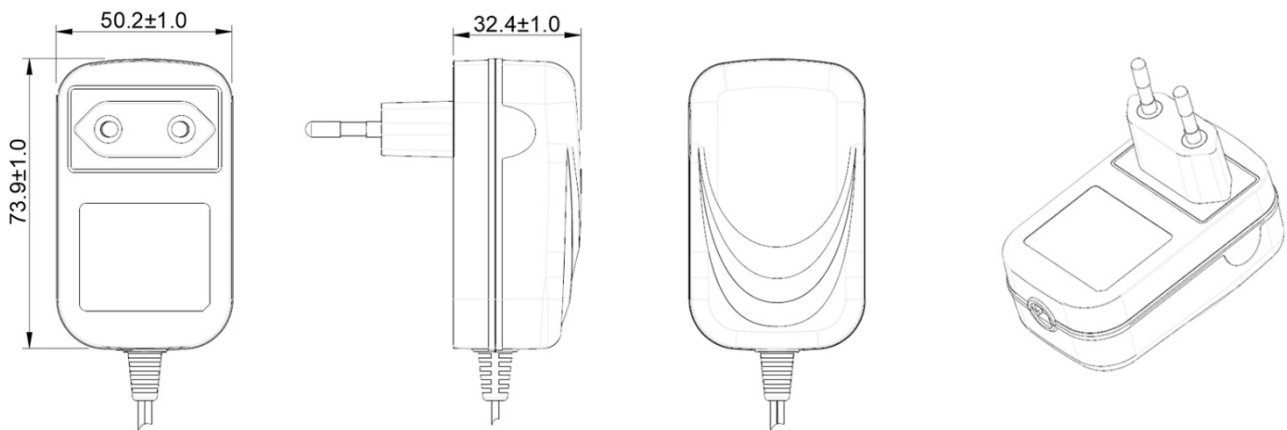
### North America Type

AC blade option code "U"



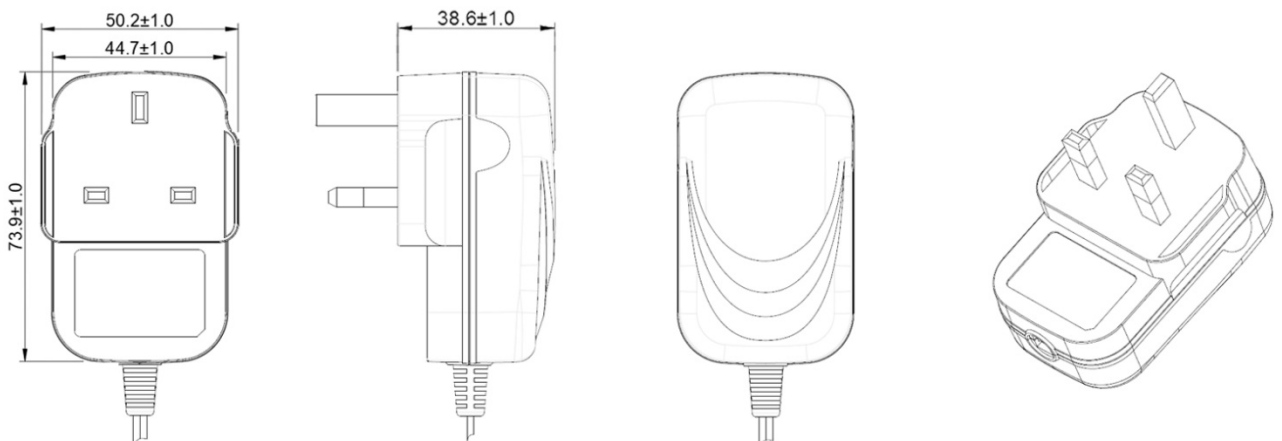
### European Type

AC blade option code "E"



### British Type

AC blade option code "B"



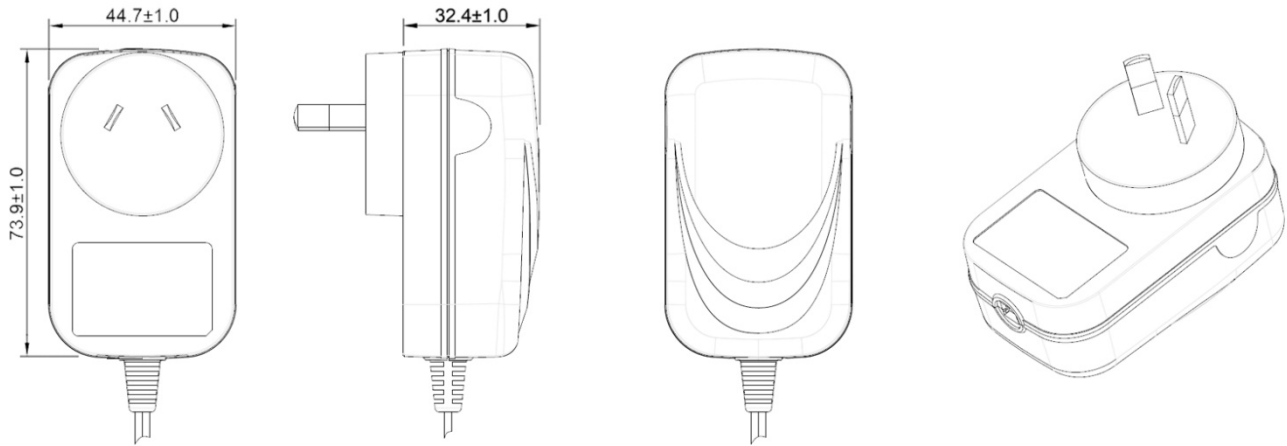
# PA024VE Series

24W, Wall Mount AC/DC Adaptor

## Mechanical Specifications [continued]

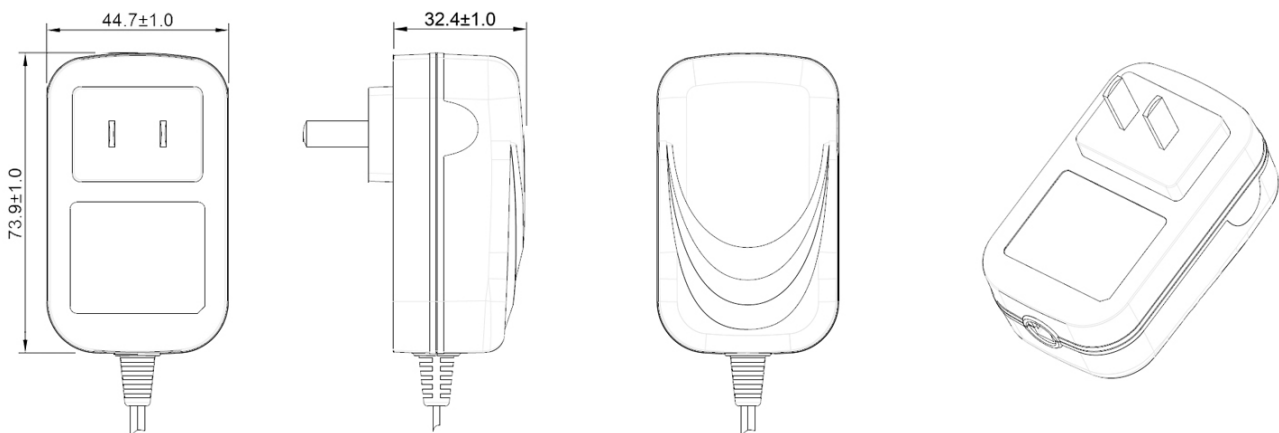
### Australia Type

AC blade option code "A"



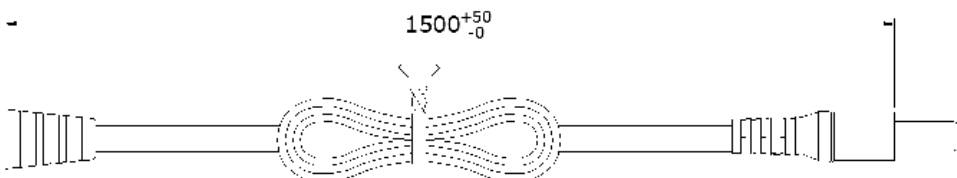
### Mainland China Type

AC blade option code "C"



### DC Cord Options

Code "15" for default DC cord length 1.5M, and code "00" for no DC cord assembled to the adaptor body. Other options are available upon request, for example code "12" for 1.2M length DC cord.



Unite: mm

# PA024VE Series

24W, Wall Mount AC/DC Adaptor

## DC Plug Options

### Standard DC Plug

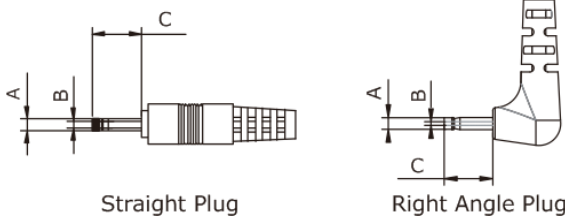
The default code is center positive and straight DC plug. Add N to the code for the center negative plug, add R for the right angle plug, for example A1NR = A1 size DC plug, center negative, with right angle.



| Code | A   | B    | C  | Unit |
|------|-----|------|----|------|
| A1   | 5.5 | 2.1  | 12 | mm   |
| A2   | 5.5 | 2.5  | 12 | mm   |
| A3   | 3.5 | 1.35 | 12 | mm   |
| A4   | 3.8 | 1.35 | 12 | mm   |
| A5   | 3.8 | 1.05 | 12 | mm   |

### EIAJ DC Plug

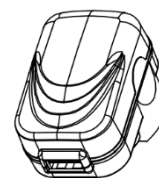
The default code is center positive and straight DC plug. Add N to the code for the center negative plug, add R for the right angle plug, for example E1NR = E1 size DC plug, center negative, with right angle.



| Code | A    | B   | C  | Unit |
|------|------|-----|----|------|
| E1   | 2.35 | 0.7 | 12 | mm   |
| E2   | 4.00 | 1.7 | 12 | mm   |
| E3   | 4.75 | 1.7 | 12 | mm   |

### USB Socket

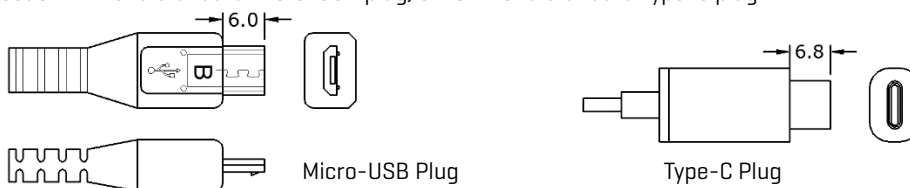
Code "B1" for no DC cord, but USB socket installed in the adaptor's body. In this option, DC cord will be quoted separately when needed.



USB Socket

### Micro-USB Plug & Type-C Plug

Code "B2" for a standard Micro-USB plug, or "C1" for a standard Type-C plug.

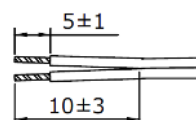


Micro-USB Plug

Type-C Plug

### Stripped & Tinned

Code "S1" for no DC plug, but stripped and tinned DC cord. Please contact us for custom made request.



Stripped & Tinned

Unit: mm

## FAVOTEK LIMITED

#17 Canton Road, Tsim Sha Tsui, Kowloon, Hong Kong  
 Tel: +852 8191 6662 Eml: info@favotek.com  
 www.favotek.com

Favotek reserves the right to make changes to the product at any time without notice. Information provided by Favotek is believed to be accurate and reliable. However, no responsibility is assumed by Favotek for its use, nor for any infringements of patents or other rights of third parties which may result from its use.

## Want to know more?

For sales, technical support or additional information please get in touch with our team of experts.

### ADDITIONAL SERVICES

## We provide an end-to-end service

From the initial consultation and sourcing unique components to supplying bespoke solutions including a full design and build process.

### Bespoke services

Customised and curated technology solutions across the full range of Conexa Tech products

### Sourcing

A full suite of electronics, cable, and mechanical sourcing capabilities

### Design & Build

Development and manufacturing services

hello@conexotech.com | +44 118 402 3430

CONEXATECH.COM